

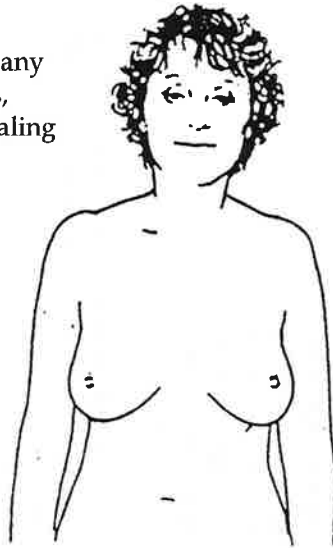
Breast Self-Examination (BSE)

Here is how to do BSE:

1. Stand before a mirror.


Inspect both breasts for anything unusual, such as any discharge from the nipples, puckering, dimpling, or scaling of the skin.

The next two steps are designed to emphasize any change in the shape or contour of your breasts. As you do them you should be able to feel your chest muscles tighten.



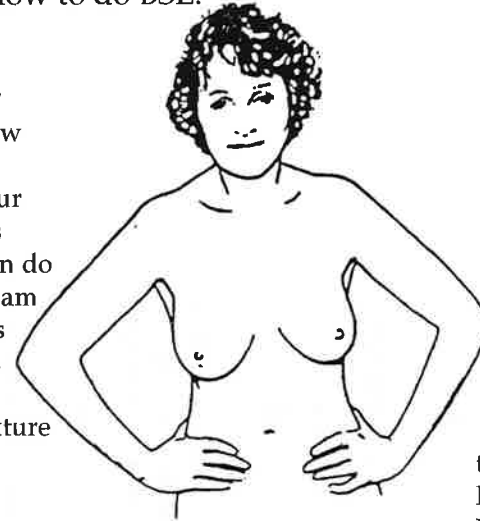
2. Watching closely in the mirror, clasp hands behind your head and press hands forward.

Breast self-examination should be done once a month so you become familiar with the usual appearance and feel of your breasts. Familiarity makes it easier to notice any changes in the breast from one month to another. Early discovery of a change from what is "normal" is the main idea behind BSE.



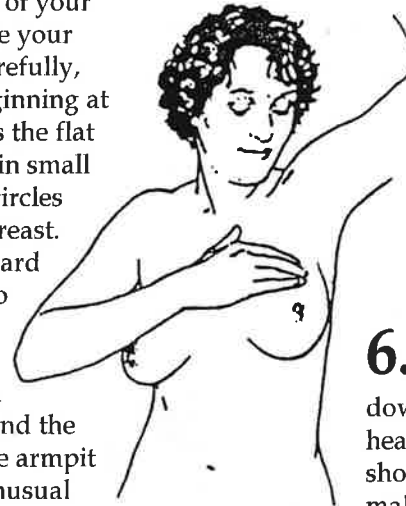
3. Next, press hands firmly on hips and bow slightly toward your mirror as you pull your shoulders and elbows forward.

Some women do the next part of the exam in the shower. Fingers glide over soapy skin, making it easy to concentrate on the texture underneath.



4. Raise your left arm. Use three or four fingers of your right hand to explore your left breast firmly, carefully, and thoroughly.

Beginning at the outer edge, press the flat part of your fingers in small circles, moving the circles slowly around the breast. Gradually work toward the nipple. Be sure to cover the entire breast. Pay special attention to the area between the breast and the armpit, including the armpit itself. Feel for any unusual lump or mass under the skin.



If you menstruate, the best time to do BSE is 2 or 3 days after your period ends, when your breasts are least likely to be tender or swollen. If you no longer menstruate, pick a day, such as the first day of the month, to remind yourself it is time to do BSE.

5. Gently squeeze the nipple and look for a discharge.

Repeat the exam on your right breast.



6. Steps 4 and 5 should be repeated lying down.

Lie flat on your back, left arm over your head and a pillow or folded towel under your left shoulder. This position flattens the breast and makes it easier to examine. Use the same circular motion described earlier. Repeat on your right breast.

